


# RBdigital eBook Instructions

.RBdigital eBooks can be downloaded to desktop computers and mobile devices (smartphones or tablets).







## 1) Access RBdigital for first time users on computer.

- In order to read the eBook on your desktop you will need to download Adobe Digital Editions. This can be located at <http://www.adobe.com> Just follow the prompts to install.
- Once the Adobe Digital Editions is installed, click on RBdigital link under the eLibrary tab then click on eBooks via the Cooke County Library website on a desktop computer.
- Click on **Register** at the top right hand corner.
- Create account by completing details as required and click **Register**. To obtain the **Library Access Code** ask a staff member at the Cooke County Library.
- Click on the menu button  at the top left hand corner and click on **eBOOKS**.
- Click on the title you would like to read and click on **Checkout**. Now you are ready to read the eBook.

## 2) Access RBdigital via App on mobile devices (smartphones or tablets)

Apps are available for downloading eBooks. The app allows you to download the eBook to your device .

- **Create your Account as described above in Step 1.** Download **RBdigital** App for your mobile device (available in the [App store](#) and the [Google Play](#) store)
- **Log in** to the **RBdigital** app.
- Select USA.
- Enter username or email created in **Step 1**.
- Enter password created in **Step 1**.
- Now you are logged into RBdigital.
- To add the eBook you need to tap on the menu button  at the top left corner. Then tap on **eBooks**. You can choose from **Most Popular**, **Newly Added** and **Bestsellers** or tap on the **View All**.
- To checkout an eBook, tap on **Checkout** button below the cover image or tap on the eBook cover to open the detail page about that audiobook. Tap on **Checkout**. If no copies are available, tap **Hold** to place a hold.
- Tap **READ** to start reading right away.
- To read the eBook offline, tap on the menu button  at the top left corner and tap on **Checked Out** and then tap **Download**.

3) To access the magazines on **RBdigital** , click the menu button  at the top left hand corner and select **Your Profiles**. Now turn **ON** the RBdigital Magazine Value  profile by swiping the **OFF** button to the right. Now you may access your magazines.